

## Standard Preparation 1200 mm Sink with 1 Bowl - Left Drain

ITEM # \_\_\_\_\_

MODEL # \_\_\_\_\_

NAME # \_\_\_\_\_

SIS # \_\_\_\_\_

AIA # \_\_\_\_\_

**132805 (LG1216SXPN)**Sink unit with 1 bowl  
600x500mm and left hand  
drainer, 1200mm

### Short Form Specification

#### Item No.

Made from 304 AISI stainless steel. The 50mm high worktop in 304 AISI stainless steel, 1mm in thickness, is sound-deadened and has an overflow rim and welded corners. Integral rear upstand, h=100mm, with 8mm radius. All-round apron. Square section legs 40x40mm on 1" height-adjustable feet (+/-20mm)

Bowl mm600x500x300h with overflow pipe and 2" drain hole; left hand drainer.

### Construction

- 50 mm worktop in 304 AISI stainless steel, 10/10 in thickness with overflow rim along the top.
- Square section legs and 40 mm height-adjustable feet in 304 AISI stainless steel.
- Sink tops easily slotted onto the legs and taps are easily installed from the rear.
- Delivered in knock-down package.
- Wide range of taps are available to suit every need.
- Drainage area suitable for drying operations
- 100 mm upstand with 10 mm radiused corner and 13 mm deep, designed to be used against a wall.

### Optional Accessories

- Lower shelf for 1200mm tables and sinks and for 1800 mm undercounter dishwasher sinks PNC 855145 ☐
- Set of 4 wheels (2 with brake) d. 100mm for tables and sinks (total height on wheels= 993 mm) PNC 855150 ☐
- 3-sided underframe for 1200mm tables PNC 855152 ☐
- Mixer tap with spout, 3/4" single hole PNC 855319 ☐
- Elbow operated mixer tap with spout, 3/4" single hole PNC 855322 ☐
- Elbow operated mixer tap short spout, 3/4" single hole PNC 855323 ☐
- Elbow operated tap with spray arm and spout, single hole PNC 855324 ☐
- Premium mixer tap with spray arm, 3/4" single hole PNC 855326 ☐
- Foot operated Mixer tap with spout & with hot&cold pedals, 3/4" PNC 855328 ☐
- Single plastic drain syphon 2" for sinks PNC 895313 ☐

APPROVAL: \_\_\_\_\_

# Standard Preparation 1200 mm Sink with 1 Bowl - Left Drain

## Key Information:

### External dimensions, Width:

**132805 (LG1216SXPN)** 1200 mm

### External dimensions, Depth:

700 mm

### External dimensions, Height:

1000 mm

### Upstand Dimensions, Height:

100 mm

### Upstand Dimensions, Depth:

13 mm

### Upstand Dimensions, Radius:

R=10

### Bowls number

1

### Bowl dimensions

600x500xH320

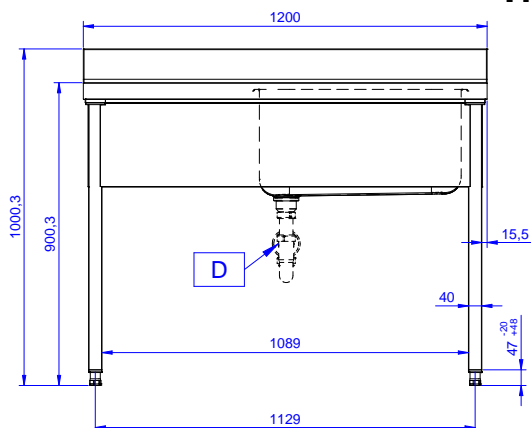
### Worktop thickness:

50 mm

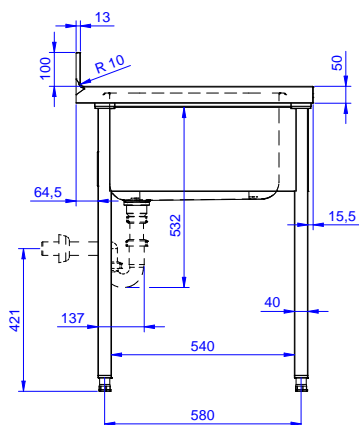
### Net weight:

42 kg

**Front**

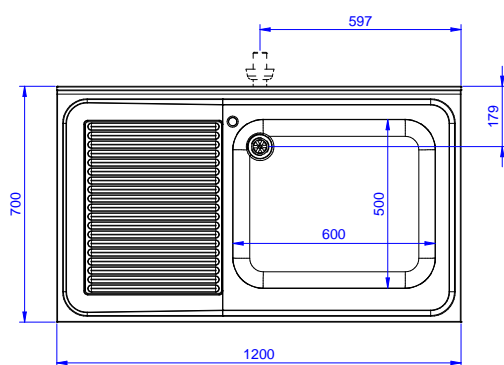


**Side**



**D** = Drain

**Top**



**Standard Preparation  
1200 mm Sink with 1 Bowl - Left Drain**

The company reserves the right to make modifications to the products without prior notice. All information correct at time of printing.

2024.01.18